

## Unit Topic:

### Babies

Essential Question

What are babies?

Focus Question

- How do babies change?

WEEK 4

6/1/20

## Word of the day

### CHANGE

\*\*Print the word **CHANGE**. Identify the sounds and letters in the word. Discuss the definition.




**CHANGE**

To become different

### *When I Was Little:*

### *A Four-Year-Old's Memoir of Her Youth*

by Jamie Lee Curtis



<https://www.youtube.com/watch?v=-Xf4d8UQY5U>

## Discussion Questions

Critical thinking skills are foundational to learning and educational success.

### When I Was Little: A Four-Year-Olds Memoir of her Youth by Jamie Lee Curtis

*PK.CKW.4 (Social Studies): Develops an understanding of how people and things change over time and how to relate past events to their present and future activities.*

#### Level 1: Recall

What are some of the things the girl in the book did?

When the girl was little she cried a lot. What does she do now?

#### Level 2: Skill/Concept

What is a memoir?

The girl in this book shares many things about her from when she was little.

What are some things you did when you were little?

## VOCABULARY WORDS

---

little


big

## Activity 1


Ask your child if the book reminded them of things in their own lives. Engage your child in a discussion about their experiences. Encourage them to describe how they have grown and changed over time. Document ideas using the activity sheet below.

Name \_\_\_\_\_

Date \_\_\_\_\_



# How Have You Changed?



<p>Draw a picture showing something about you when you were little. Copy the word.</p> <p>little _____ _____ _____</p>	<p>Draw a picture showing how you have changed now that you are big. Copy the word.</p> <p>big _____ _____ _____</p>

## Activity 2

# How Have I Grown?

Families, we ask you to share how long, or approximately how long, your child was at birth.

Measure out a piece of string or ribbon of this length. Measure each child with a piece of string or ribbon of a contrasting color. Compare the two lengths and talk about how much bigger the child is now than when she/he was born. Use words such as **longer** and **shorter** throughout the activity.

*\*PK.CKW.1 (Measurement and Data): Identify measurable attributes of objects such as length and weight. Describe them using correct vocabulary (e.g., small, big, short, tall, empty, full, heavy and light).*




### ACTIVITY 3

Plants, animals and people all change over time

Complete the timelines from LITTLE to BIG

#### Timeline Practice

Name: \_\_\_\_\_







## The Pumpkin's LIFE

1	2	3	4
---	---	---	---

I can sequence the parts of the pumpkin's life.


---

I am a sprout.	I am a seed.	I am a pumpkin.	I am a blossom.
			

© 2010 by Linda Ward Beech

Name: \_\_\_\_\_

The Frog's **LIFE**



1 2 3 4

I can sequence the parts of the frog's life.

I am an adult frog.

I am a tadpole.


I am an egg.

I am a froglet.



Name: \_\_\_\_\_

The Man's **LIFE**



1 2 3 4

I can sequence the parts of the man's life.

I am a dad.

I am a child.

I am a baby.

I am a grandfather.









## ACTIVITY 4

Name \_\_\_\_\_

Date \_\_\_\_\_

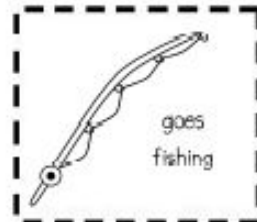
# Who would use these things?

 baby 	 child 	 adult 





drinks  
from a  
bottle



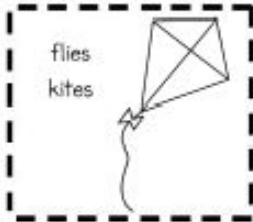
goes  
fishing



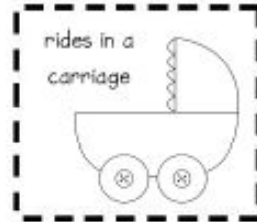
works with tools



cooks in  
the oven



flies  
kites



rides in a  
carriage



rides the  
school  
bus



colors  
with  
crayons



chops wood



reads the newspaper



plays with  
natti



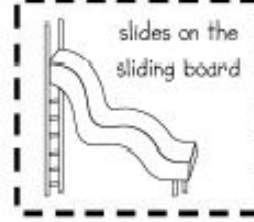
drives a car



builds sand castles



plays on a  
rocking horse



slides on the  
sliding board



reads books

## ACTIVITY 5



When I was little, I rode  
on a tricycle.



Now that I am big, I  
ride on a bicycle.

**Draw a picture of yourself doing something fun that you couldn't do  
when you were a baby.**

## Activity 6



When I was little,  
someone had to dress me.



Now that I am big, I can  
dress myself.

---

**Draw a picture of how you can dress yourself**

