

Unit Topic:

Babies


Essential Question

What are babies?

Focus Question

- **What can we learn about animal babies?**

WEEK 3



WORD OF THE DAY

NURTURE


****Print the word NURTURE. Identify the sounds and letters of the word. Discuss the definition.**



NURTURE

to encourage the growth and development of.

Foundational text
OVER IN THE MEADOW
By Ezra Jack Keats



<https://www.youtube.com/watch?v=d9pwVtUbA8c>

Critical thinking skills are foundational to learning and educational success.

Over in the Meadow by Ezra Jack Keats

PK.CLL.2 (Speaking and Listening Standards): With guidance and support, confirm understanding of a text read aloud or information presented orally or through other media by asking and answering questions about key details and requesting clarification if something is not understood.

Questions to Discuss

Level 1: Recall

What are some of the animal babies that lived in the meadow?

What are some of the animal homes, or habitats, in the meadow?

How many little turtles did the mother turtle have?


Level 2: Skill/Concept

What is a meadow?

What do you notice about the numbers in this book?

If there were another page in this book, how many animal babies would there be on this page? Why?

Let's Sing....Over In The Meadow



<https://www.youtube.com/watch?v=jIDHDFk3sm8>

Over in the meadow
In the sand, in the sun
Lived an old mother turtle and her little turtle one
Dig, said the mother
I dig, said the one
And they dug all day in the sand and the sun
Over in the meadow
Where the stream runs blue
Lived an old mother fish
And her little fishies too
Swim, said the mother
We swim, said the two
And they swam all day where the stream runs blue
Ahhhh Ahhhh Ahhh
Over in the meadow in a hole in the tree
Lived an old mother owl
And her little owls three
Whooo!, said the mother
We whooo!, said the three
And they whooo'd all day in the hole in the tree
And over in the meadow by the big barn door
Lived an old mother mouse and her little mousey four
Squeek said the mother
We squeek said the four
And they squeeked all day by the big barn door
Over in the meadow in a snug bee hive
Lived an old mother bee
And her little bees five
Buzz said the mother
We buzz said the five
And they buzzed all day in the snug bee hive
Ahhhhh (Buzzzzz), Ahhhhh (Buzzzzz)
Over in the meadow.

Activity#1

BrainPOP Jr.

“Classifying Animals”

<https://jr.brainpop.com/science/animals/classifyinganimals/>

What’s your favorite animal? Do research on this animal and create a poster (can be on an 8x11 piece of paper) about this animal! Include pictures and at least 3-5 fun facts about them including what kind of animal it is (mammal, bird, etc)

Activity #2

Read Aloud

”Born in the Wild: A Story About Baby Mammals”

<https://www.youtube.com/watch?v=07UROxePVWw>

*Draw a picture of a baby animal and their mom.

Zoo Animal Crafts

Lion

These adorable lions were so fun to make! Instead of using paint brushes, we used plastic forks to make our lions' mane. I mixed together orange and yellow washable tempera paint in a paper plate and let the kids press their forks into the mixture and then stamp them around their lions' head. Once the paint was dry, they each drew faces onto their lions.



Giraffe

The kids had lots of fun making these giraffes. I cut out the shaped pictured below ahead of time and then had them glue the pieces in the appropriate spots to build their giraffe. Once the giraffes were together, they stamped spots onto them using [Do-A-Dot Art](#) markers. These markers are definitely a favorite around here and I would highly recommend getting a set for your little one!



Zebra

To make these zebras, I printed out a zebra template from [The Art For Young Children](#) blog. I then had the kids paint black stripes onto their zebra. We then talked about how a zebra's stripes are just like our finger prints – no two zebras look exactly alike.



Animal Report

Use the activity sheet on the next page to explore and learn about an animal of your choice. Fill out the fact sheet and draw a picture of your animal.

This is an example of an elephant report

Quick Facts

I am an elephant.

I weigh up to 13,00 pounds.


I grow to be up to 11 feet tall.

I live in grasslands and deserts.

I like to eat grass, bushes, fruit and twigs.

A fun fact about me is I like to swim
and I can use my trunk like a snorkel.

This is what I look like:



Quick Facts

I am an _____

I weigh _____

I grow to be _____

I live in _____

I like to eat _____

A fun fact about me is _____

This is what I look like:



