

Unit Topic:
Babies

Essential Question

What are babies?

Focus Question

- What can we learn about animal babies?

*Note that children will explore this question for two weeks.

WEEK 2

Wednesday


5/20/20



WORD OF THE DAY

HABITAT

**Print the word HABITAT. Identify the sounds and letters of the word. Discuss the definitions.



HABITAT

The natural environment of an animal or plant.

Click here

To learn more about habitats

<https://www.generationgenius.com/videolessons/habitats-video-for-kids/>

Activity1



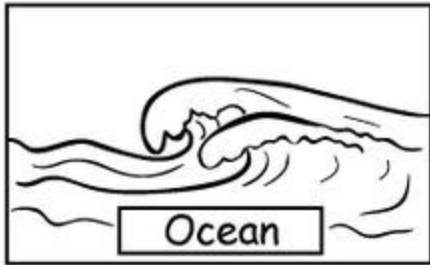

Create a habitat



Click here for directions

<https://www.generationgenius.com/activities/habitats-activity-for-kids/>

Draw a line between the animal and its habitat!




Land or Water

Name: _____


Land or Water Word Sort














Directions: Color the pictures. Cut and paste them into the correct box.

On Land



In the Water









						
						

Print out, cut, and paste
Ocean Habitat

Name _____

Under the Sea Measurement

Directions: Cut the shell ruler. Measure the creatures.

_____ shells tall	_____ shells tall	_____ shells tall
		
_____ shells tall	_____ shells tall	_____ shells tall
		

© 2008 by Mrs. [Name]



Comparing Size

Name _____

Comparing by Size

Directions: Color the item that fits the description.

<p>Which item is longest?</p> 	<p>Which school is tallest?</p> 
<p>Which creature is biggest?</p> 	<p>Which vehicle is lightest?</p> 
<p>Which tool is shortest?</p> 	<p>Which item is heaviest?</p> 


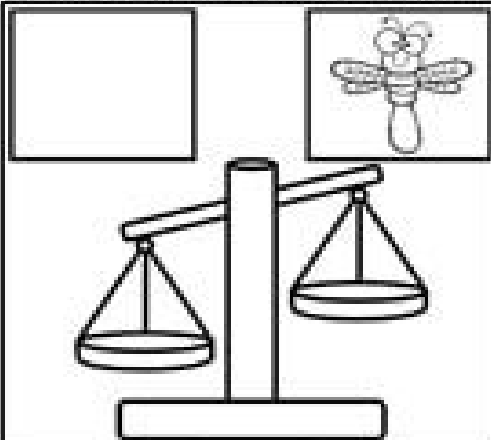


© 2008 by Mrs. [Name]


Heavy and Light






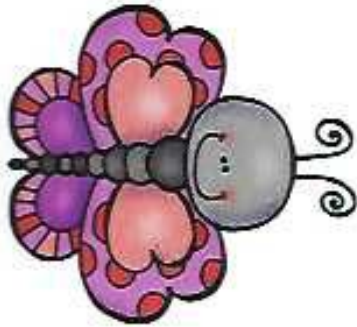

Name _____
Heavy & Light Measurement

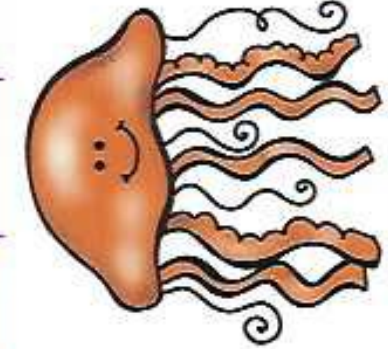
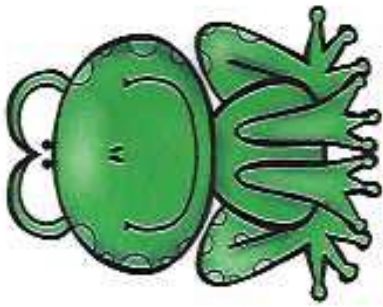

Directions: Color, cut and paste the correct item on the scale.



Match the animal to their habitat





Design a critter

Use a variety of materials to create your own critter.

Tell us the name of your critter and what kind of habitat it lives in.

