

HAPPY EARTH DAY

What did the little tree say to the big tree? — Leaf me alone!



**LET'S START OUR EARTH DAY CELEBRATION
WITH A STORY
CLICK HERE**

<https://www.youtube.com/watch?v=GqM-U5dCsQ>



Word of the Day



Earth

Science experiments for Earth Day

Go on A Scavenger Hunt – You literally don't need anything but time and outdoor space to pull off this scavenger hunt. Look for outdoor items and pick up litter to complete this fun activity.
















Take a Nature Walk – If you think your child might enjoy seeing what can be protected by sharing our Earth – go on a nature walk. Check off animals, insects and more around the neighborhood.

Name: _____



Nature **WALK**


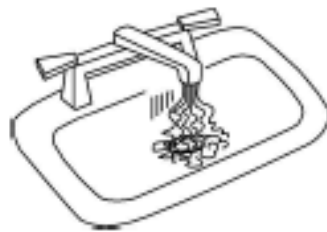
Directions: Check off the items you find on your walk.

 dirt <input type="checkbox"/>	 leaf <input type="checkbox"/>	 flower <input type="checkbox"/>
 spider <input type="checkbox"/>	 butterfly <input type="checkbox"/>	 mushroom <input type="checkbox"/>
 worm <input type="checkbox"/>	 bird <input type="checkbox"/>	 ant <input type="checkbox"/>
 bee <input type="checkbox"/>	 squirrel <input type="checkbox"/>	 sprout <input type="checkbox"/>
 tree <input type="checkbox"/>	 cloud <input type="checkbox"/>	 grass <input type="checkbox"/>

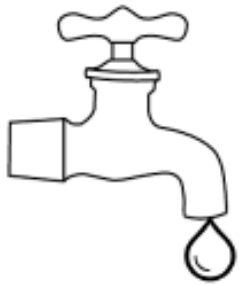
Name: _____

Go GREEN!

Directions: Color the pictures that show something that is helpful to our planet.



MAKE AN EARTH DAY HAT



Reduce!



Reuse!

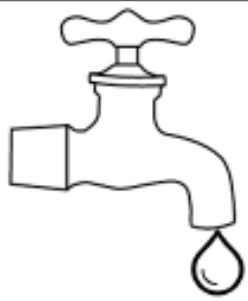


Recycle!



EARTH

DAY




Reduce!



Reuse!



Recycle!



EARTH

DAY

© 2001

Click here to watch Peppa pig talk about recycling

https://youtu.be/ll1RX6_h9Xc



pngtree.com