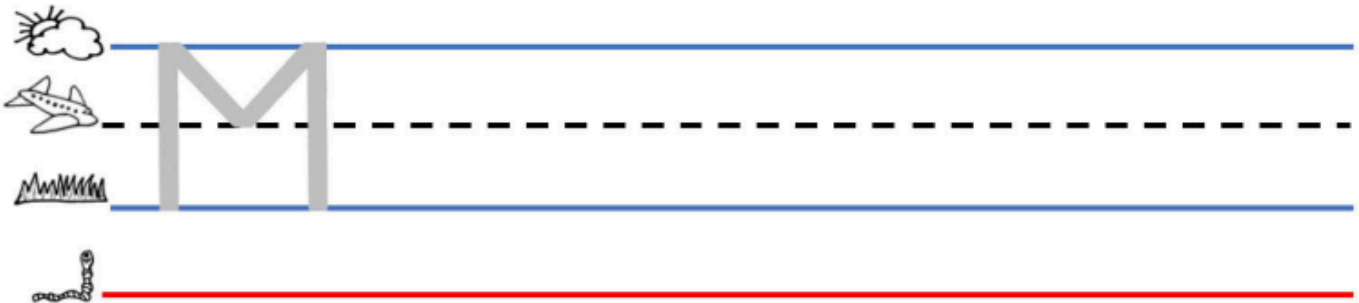


GETTING READY FOR KINDERGARTEN
Tuesday 4/28 and Thursday 4/30


On the following pages you will find activities to help your child develop skills for kindergarten. Keep up the good work!



Handwriting practice for the uppercase letter 'M'. The page features a set of three horizontal lines: a top blue line, a middle dashed black line, and a bottom blue line. On the left side, there are four small illustrations: a sun behind a cloud, an airplane, a patch of grass, and a caterpillar. A large, light gray uppercase letter 'M' is positioned on the lines, with its top reaching the top blue line, its middle on the dashed line, and its base on the bottom blue line. Below this set of lines is a solid red horizontal line.



Handwriting practice for the lowercase letter 'm'. The page features a set of three horizontal lines: a top blue line, a middle dashed black line, and a bottom blue line. On the left side, there are four small illustrations: a sun behind a cloud, an airplane, a patch of grass, and a caterpillar. A large, light gray lowercase letter 'm' is positioned on the lines, with its top reaching the middle dashed line, its middle on the bottom blue line, and its base on the bottom blue line. Below this set of lines is a solid red horizontal line.



N




n



O




o



P

Handwriting practice lines: a solid blue top line, a dashed black middle line, and a solid blue bottom line. A large grey letter 'P' is positioned on the left side, spanning from the top blue line to the bottom blue line.



P

Handwriting practice lines: a solid blue top line, a dashed black middle line, and a solid blue bottom line. A large grey letter 'P' is positioned on the left side, spanning from the top blue line to the bottom blue line.

Practice Writing Your Name





























Name _____



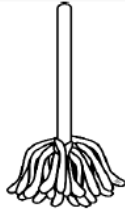
M - man - m

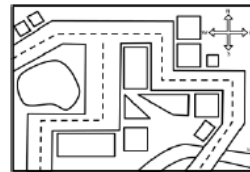



M M M M M


m m m m m

map mop mom mug









Name _____



N - nut - n



N N N N N N N N



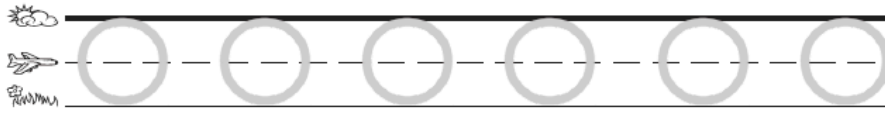
nap net man den




Name _____




o - octopus - o



cop top pot pod



Name _____



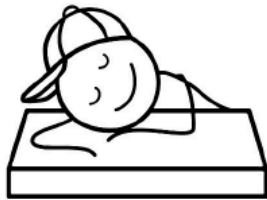
p - pan - p




p p p p p p p p

p p p p p p p p

pop pep pig nap












Do You Know?



How many?



What shapes are the rabbits?



What part of the body does each one cover?







Name _____

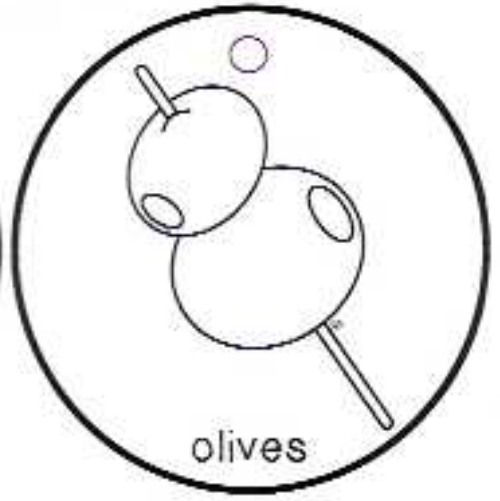

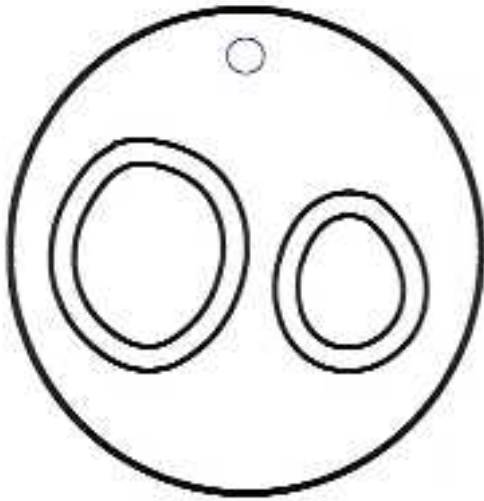
n			
m			


Practice writing the letters.




Cut and paste the picture to match the first sound.






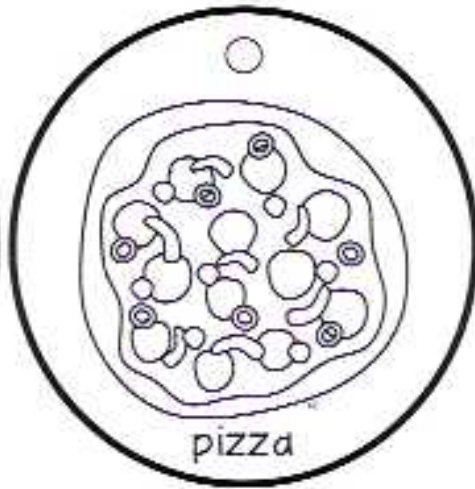
Can you name the season?



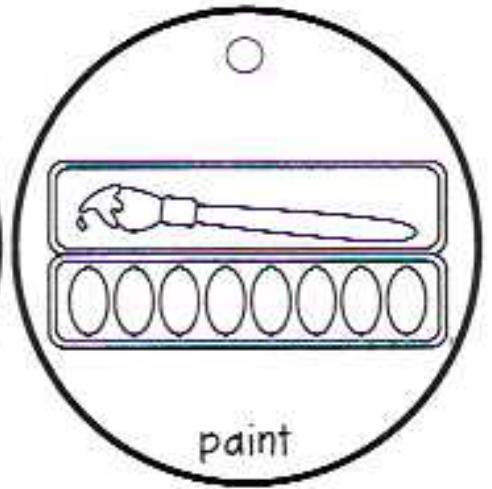
What is each tool used for?



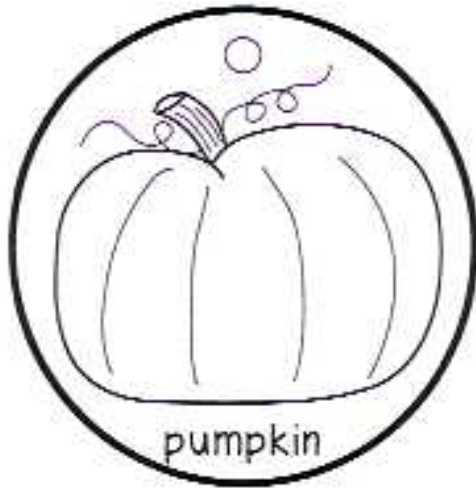
Name the numbers.



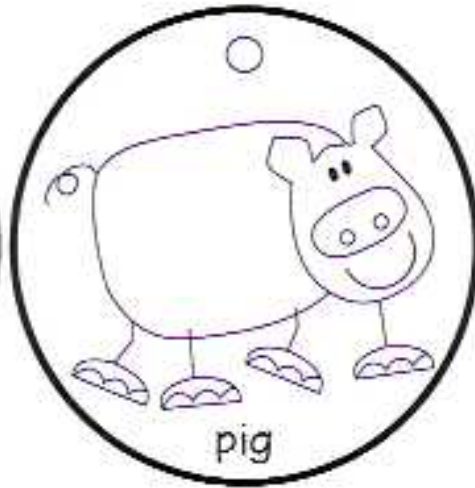
pizza



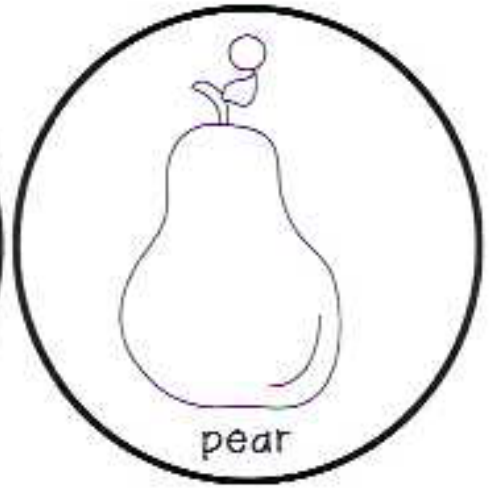
paint



pumpkin



pig



pear

