

# PLANTS

## WEEK 3

4/27/20

What are some different kinds of plants?

### Words of the day

## GRASS, TREE AND VEGETABLES

\*\*Print the words GRASS, TREE and VEGETABLES. Identify the sounds and letters of each word. Discuss the definition of each word.

## GRASS



a green plant with narrow pointed leaves and stems with joints.

## TREE



A woody plant that has a long main trunk and many branches.

## VEGETABLES



A plant or part of a plant, such as carrots, beans, or lettuce, that is used for food.

**Foundational Text:** An Orange in January by Dianna Hutts Aston



From their start as delicate blossoms, this brightly-colored, celebratory tale shows how oranges grow and make their journey all the way to grocery store shelves.

**Click here to listen to the story.**

<https://www.youtube.com/watch?v=Iy59Zse9ZN0>

**An Orange in January by Diana Hutts Aston**  
**Critical thinking skills are foundational to learning and educational success.**

After watching, *An Orange in January* discuss level 1 and 2 questions.

**Level 1: Recall**

1. Where was the orange at the beginning of the book?
2. Where was the orange at the end of the book?
3. How did the orange get from the tree to the grocery store?

**Level 2: Skill/Concept**

1. The book says, "The petals fell away and the orange began to grow into what it was meant to be." What was the orange meant to be?
2. How did the boy get the orange?

**Create an orange out of paper craft**



Click here for directions

<https://buggyandbuddy.com/hanging-citrus-fruit-craft-based-book-orange-january/>

## Orange life cycle



Color the tree and oranges  
How many oranges are on the tree?



## **ACTIVITY**

Let's use our imaginations

Draw a picture of yourself planting an orange tree

What tools will you need?

Make a plan

What steps would you take to plant a tree?(Discuss)

**Label your picture**

Name \_\_\_\_\_




# Rhyme Time

Color the two pictures that rhyme.



Let's have some fun  
An Orange in January Game




**Here's a Tip!**  
Make a graph on chart paper. Each student answer the question by writing their name under yes or no. Count the votes.  
**Do you like oranges?**  
Yes | No

**CCSS.ELA-LITERACY.RL.K.3**

With prompting and support, identify characters, settings, and major events in a story.



An  nge in January

1. Laminate the game sheet and comprehension cards. Make as many copies of the worksheet as needed.
2. Sort the comprehension cards in numerical order to allow players to respond to sequential events in the story. Place in a pile next to the game sheet. Players place their game tokens on START .
3. After players respond to their question, they roll along the game sheet. Players follow the directions when they land on a text space.
4. Continue until all players land on FINISH or until time allows.
5. Follow up with worksheet.



# Game Board

Oranges are ready harvest and pluck. Move to the orange basket.

Deliver to the grocery store.

Trees need sunlight and rain to grow.  
Odd number- move to rain  
Even number- move to sun

Bees want to feast on nectar. Fly to the blossoms.

start

finish

## Game Cards

1

KD©2020

What is blossoming in the beginning of the story?



2

KD©2020

What time of the year do you think it is in the beginning of the story?  
How do you know?



3

KD©2020

What insect feasts on nectar?



4

KD©2020

When a bee is searching for nectar, where does it go?



5

KD©2020

Bees feast on honey.  
What do you think that means in this sentence?



6

KD©2020

What word does the author use that tells you how the nectar tastes?



7

KD©2020

What happens to the tree when the petals begin to fall away?



8

KD©2020

What caused the orange tree to grow plump and bright?  
Can you think of another word that means the same as plump?



9

KD©2020

If you were soaked, would you be very wet or dry?





## Game Cards

10

KD © 2020

When the author says that the tree was drenched in sunshine, does that mean that the tree received a lot of sunshine or just a little bit?



11

KD © 2020

Based on what you have learned so far, what are two things that trees need to grow?



12

KD © 2020

Show me how you would pluck a peach from its branch? What's another word that means the same as pluck?



13

KD © 2020

What does the man use to collect the oranges from the tree?



14

KD © 2020

Finish this sentence. After the man puts the oranges into a bag, he drops them into a \_\_\_\_\_.



15

KD © 2020

Tell me how the oranges travel to the grocery store in this story.



16

KD © 2020

Where do the oranges go after arriving at the grocery store?



17

KD © 2020

Why caused the boy to pick that particular orange?



18

KD © 2020

Tell me some words to describe the orange. Think of how it looks, tastes, and feels.



19

KD © 2020

Look at the picture of the boy holding the orange. What time of year is it? How do you know?



20

KD © 2020

Tell me some ways the boy imagined how he would use the orange.



21

KD © 2020

What happened that night after the boy went to bed?



22

KD © 2020

What does the boy do at the end of the story that shows how he is generous?



23

KD © 2020

Tell me how the weather is different from when the orange is placed in a truck and later when it arrives at the store.



24

KD © 2020

Based on what you've learned, do oranges need to grow in a warm or cold place?



25

KD © 2020

To summarize this story, tell me how you can buy an orange in January if you live in a cold place.







### Answer Key An Orange in January

1. an orange blossom on a tree
2. spring; because the tree is blossoming, there are bees, rabbits, and birds
3. bees
4. flowers (blossoms)
5. eat
6. sweet
7. The oranges begin to grow
8. the sun and the rain
9. very wet
10. a lot of sunshine
11. sunlight and water
12. Student demonstrates the motion. (picks, grabs, takes, etc.)
13. a bag
14. a basket
15. They load the oranges in a truck, it travels over mountains, across the deserts and plains until it gets to the store.
16. They are placed on the shelves in the produce aisle
17. It was the best one of all
18. round, sweet, bumpy, juicy
19. winter; because the boy is wearing mittens, a hat, a warm sweater, it's snowing
20. He juggles the oranges, pitches them, and uses the orange to see the next day
21. He dreamed of the summer
22. He shares his oranges with his pals.
23. The weather is warm where the oranges grow, plenty of sun even though it is winter. When the oranges arrive at the store, it is still winter, cold, and snowy.
24. a warm place
25. The oranges are harvested and shipped from a warm place to where you live in a cold place in the winter.




KD © 2020

# Activity

Match picture to sentence.  
Cut  and glue.   
Write  the word.  
Staple the pages. 

## Farmer's Market



Name \_\_\_\_\_

On my farm I grow

\_\_\_\_\_

\_\_\_\_\_

\_\_\_\_\_



4 What kind of purple vegetable grows on a farm?

\_\_\_\_\_

\_\_\_\_\_

\_\_\_\_\_



5 What kind of blue fruit grows on a farm?

\_\_\_\_\_

\_\_\_\_\_

\_\_\_\_\_



6 What kind of green fruit grows on a farm?


\_\_\_\_\_

\_\_\_\_\_

\_\_\_\_\_



7 What kind of orange vegetable grows on a farm?



\_\_\_\_\_

\_\_\_\_\_

\_\_\_\_\_

8 What kind of orange fruit grows on a farm?

\_\_\_\_\_

\_\_\_\_\_

\_\_\_\_\_



### Fruit



grapes



a blueberry



a strawberry



an orange

### Vegetables



a carrot



an eggplant



broccoli



corn

## 3-D Plants:

**Invite children to use recycled materials such as cardboard boxes or tubes and empty, clean food containers, to create three-dimensional plants. Supply live plants, plastic or silk plants or pictures of plants for children to reference as they build their own plants. Encourage children to name the plants and make their own labels for them.**

<https://innerchildfun.com/2015/09/how-to-make-paper-plants-easy.html>



How to Make  
*Paper Plants*



