

Unit Topic:
Transformation

Essential Question:
What is transformation and how do things change?

Focus Question:
What changes around me?

Word of the Day
TRANSITION


****Print the word TRANSITION. Identify the sounds and letters of the word. Discuss the definition.**



Transition

A process of changing from one situation to another

Foundational Text Read Aloud:
Little Tree
by Loren Long



A young tree holds tight to his leaves, even as everyone else lets theirs drop.

Click here

<https://www.youtube.com/watch?v=CGquWvJH39M>

Discussion Questions

Critical thinking skills are foundational to learning and educational success.

Level 1:

Recall Why did Little Tree stay little when all of the other trees started to grow bigger?

Why did Little Tree finally decide to let go of his leaves?

What happened after Little Tree dropped his leaves?

Level 2:

Skill/Concept Why do you think Little Tree wanted to keep his leaves for so long?

Why do you think the animals in the forest tried to help Little Tree drop his leaves?

How do you think Little Tree felt about staying the same when all of the other trees were growing and changing?

Little Tree Song

<https://www.youtube.com/watch?v=EGO-s7XMFxk>

Activity 1

Cooking Experience

Use a child friendly cookbook to find a recipe that you could make together. Talk with your child about the changes that occur throughout this cooking experience. For example, "When combined, the milk and flour **transformed** into mush!"

Activity 2

Objective: Children will consider some of the emotional aspects of change.


Feelings Trace and Match

Trace and read the words then draw a line to the person with that emotion.

sad



scared



happy



surprised



mad



Activity 3

Sing the "I Have Feelings" song:

I Have Feelings

(Tune: Twinkle, Twinkle, Little Star)

I have feelings (*point to self*)

So do you (*point to children*)

Let's all sing about a few.

I am happy (*make a big smile*)

I am sad (*frown*)

I get scared (*cross arms and make scared face*)

I get mad (*make fists and stomp feet*)

I am proud of being me (*hands on hips, shoulders straight, smile*)

That's a feeling too, you see.

I have feelings (*point to self*)

You do, too (*Point to children*)

We just sang about a few.

I FEEL

	I feel happy when
	I feel angry when
	I feel sad when
	I feel scared when
	I feel excited when


Laminate and cut out, or put into a sheet protector. Have child recognize the feeling and then either clip a clothespin to the correct feeling word or use a dry erase marker to circle. There could be multiple answers depending on your child.



mad	happy	confused
-----	-------	----------



joyful	shy	angry
--------	-----	-------




sad	happy	surprised
-----	-------	-----------




shy	jealous	scared
-----	---------	--------



excited	angry	sleepy
---------	-------	--------



happy	worried	jealous
-------	---------	---------



excited	angry	confused
---------	-------	----------



shy	jealous	sad
-----	---------	-----



sad	joyful	mad
-----	--------	-----









Be a Detective

Which One is Different?












Use the next 2 pages to create a
Matching Game

3 Part Cards... See [blog post here showing them in action](#)

		
happy	angry	sad
		
scared	excited	worried
		
confused	shy	joyful

Matching Game

3 Part Cards... See [blog post here showing them in action](#)

		
happy	angry	sad
		
scared	excited	worried
		
confused	shy	joyful

Cut and Sort

Cut and Sort


HAPPY

SAD



Draw a picture of how you feel

This is me...



I feel

Emotions scavenger hunt checklist

Look for people who match the emotions and feelings.
Cross off the emotions as you find them



Sleepy



Confused



Silly



Happy



Sad



Furious



Surprised



Angry



Embarrassed



Loving



Bored



Sick



Scared



Amused



Friendly



Frustrated

Four Seasons Craft

Seasonal Hand Art Craft for Kids

Artwork showing the same tree in the four different seasons. Trace your child's hand to make the tree trunk. Then label the four season trees. Dip a Q-tip in different color paints and dot onto the tree.





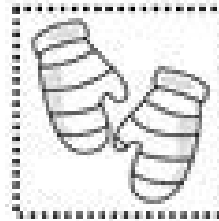
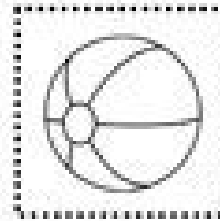


Have fun learning, playing, and crafting with the seasons.

Name: _____

Summer or Winter?

Cut and paste each picture into the correct category.

 summer	 winter



4 SEASONS

Name _____

What's the Season?

Directions: Trace the season word. Draw a line from each picture to the correct season word. Then color the pictures.

© 2015 by Linda Ward Beech, Scholastic Teaching Resources

Following Directions

Birdhouse

Name _____

Color by Number

Directions: Use the code to color the pictures.

1 - Yellow 4 - Orange

2 - Red 5 - Brown

3 - Blue 6 - Green

